


Interior design and refurbishment of a large and spacious reception area - Sealed Air



Project included:

- Space Planning
- Project Management
- Design of Works
- Furniture Supply

Who's the customer?

Sealed Air is a specialist packaging multinational with over 25,000 employees, serving 175 countries and creating sustainable solutions that improve food safety and security.

What was the brief?

The Kettering facility was designed with a spacious and architecturally stunning reception area, however, the design and decor of the space hadn't been updated since the 1980s and the brand felt the impression this was giving to customers was far from ideal.

Key areas that required improvement:

- Dated colour scheme did not match the modern and forward thinking brand, and some surface areas were showing signs of wear.
- Original wall panels were trimmed with aluminum, creating a panel like effect which was leading to a "cluttered" feel.
- The void between the ground and first floor with its glazed atrium whilst architecturally stunning was not adding to the overall impression of the space.

Cubex was awarded the project due to our comprehensive proposal, design suggestions and our professional reputation.



Making space for business to grow

Talk to us on 01933 460422 or visit www.cubexcontracts.com



This customer needed to modernise their reception area



What did we propose?

After identifying key areas of improvement we put forward a proposal with the following space planning and design suggestions:

- Changing the layout of the area so the reception desk is immediately in front of the door, which is more welcoming for visitors.
- Ensure the new reception desk has both high and low sides to allow for privacy of the receptionist to work and additional desk height storage, but at the same time provide a signing in desk and allow for greater visibility of waiting customers too.
- Lay down a combination of vinyl flooring for the main traffic areas and hard wearing contract quality carpet tiles for the seating and reception desk area. The use of both materials adding interest to the design as well as creating a clear division of how the space is used.
- Removing the surface wall covering and replace with taped and jointed boards to provide a flush and seamless finish to the walls, creating a sense of space and a less cluttered look.
- Finish off with ceramic tiles to the atrium floor; over hanging planters, replacing ground floor feature lighting, introducing flat panel LED lighting for ambience - which both provides a crisper light and smoother effect ceiling, and reduces energy usage by up to a third compared to conventional light fittings.

About the project

Before the project kicked off we met with the customers air conditioning installers to co-ordinate the moving of a unit as part of the project. We also arranged a schedule of finishes meeting where we proposed a number of options for the client to choose from.

The project was completed in April 2015 and took approximately 2 weeks to complete. Our team of contractors comprised of partition fitters, ceiling fitters, decorators, electricians, flooring specialists, furniture installers and signage supplier.

The work was carried out to a specific time frame to ensure the project was completed while the company receptionist was on holiday to minimise disruption.

Customer said:

"Cubex came up with some design options for a rather awkward space and managed to completely transform our very dark and out of date Reception to a bright, inviting, modern area in keeping with our new corporate image".

Sarah Thompson

Sealed Air



Making space for business to grow

Talk to us on 01933 460422 or visit www.cubexcontracts.com




This customer needed to modernise their reception area



before



after




before



after



before



after



Making space for business to grow

Talk to us on 01933 460422 or visit www.cubexcontracts.com